

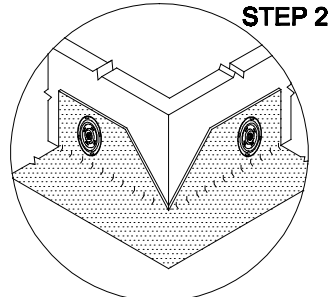
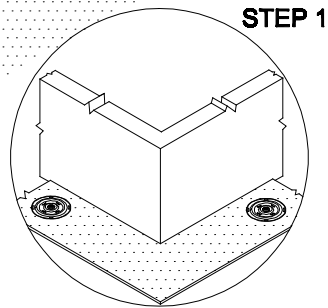
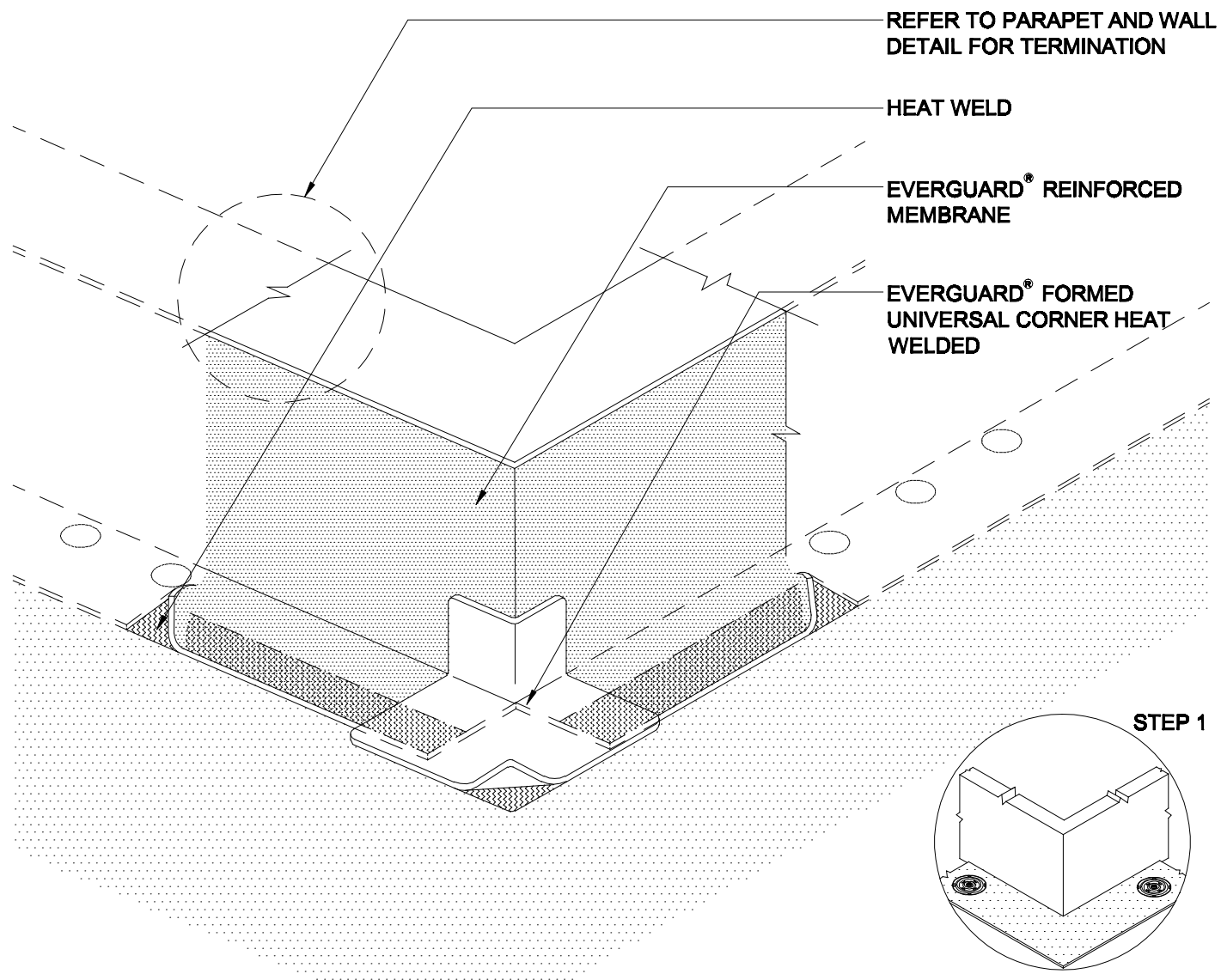
EverGuard®
Wall and Curb Corner Reinforcement
MA/FA/BA 315C

Diagram

Updated: 11/06



*Quality You Can Trust Since 1886...
From North America's Largest Roofing Manufacturer™*



ALTERNATE WALL/CURB ATTACHMENT

NOTE:

1. OUTSIDE CORNERS MAY ALSO BE FIELD FABRICATED USING UNREINFORCED MEMBRANE.
2. BEGIN INSTALLATION OF FASTENING PLATES APPROXIMATELY 6" (150 mm) FROM CORNER.
3. FLASHINGS MAY BE ADHERED OR INSTALLED DRY. SEE SPEC FOR DIMENSIONS.
4. APPLY EVERGUARD® TPO CUT EDGE SEALANT TO ALL CUT REINFORCED TPO EDGES (REFER TO DETAIL MA/FA/BA 115).
5. FOR ALTERNATE: KEEP FASTENERS BACK FROM CORNER 6" MAX.



WALL & CURB CORNER REINFORCEMENT

DRAWING #
MA/FA/BA/ 315C

| | |
|-----------------|----------------------------------|
| SCALE N.T.S. | ISSUE/ REVISION DATE 11-01-06 |
|-----------------|----------------------------------|